

ISSUE 12  
FEBRUARY  
2012

# TL4T newsletter

## TECHNOLOGY LESSONS 4 TEACHERS

### INSIDE THIS ISSUE:

03

#### ELEMENTARY

- Apps 4 Teachers & Students

04

#### MIDDLE SCHOOL

- iMovie

02

#### HIGH SCHOOL

- Figment

05

#### ALL LEARNERS

- Priory Woods

02

#### ACTIVINSPIRE

- Dual User

05

#### IPOD APPS

- Fractions, Word Search, Elements

## EDUCATIONAL SEARCH ENGINES SWEETSEARCH, BOOLIFY, & QUINTURA KIDS

Whether or not students believe it, there are other ways to search besides using Google. Google is a great search engine, but sometimes trying to find information can be daunting. Have you ever said, "Okay, I'm only going to search through 5 pages, & then try something else." Let's save time, & help our students find results with trying some other great sites for students.



**SweetSearch** ([www.sweetsearch.com](http://www.sweetsearch.com)) – A search engine that searches only the sites that have been reviewed & approved by teachers, librarians, & research experts. Another great thing about SweetSearch is that there are five other search niches; SweetSearch4Me (<http://4me.sweetsearch.com>) for elementary students, SweetSites ([www.sweetsearch.com/sweetsites](http://www.sweetsearch.com/sweetsites)) organized by grade & subject area, SweetSearch2Day (<http://2day.sweetsearch.com>) a daily assortment of the best content on the Web, & Biographies ([www.sweetsearch.com/biographies](http://www.sweetsearch.com/biographies)).



**Boolify** ([www.boolify.org](http://www.boolify.org)) – This site is a great way for students to learn how search operator words affect search results. Boolify provides a jigsaw into which students can drag search modifier pieces, like "and," "or," & "not," to a search piece. Each time a piece is added the search results at the bottom of the page will change. Students can then see how their search results shrink in number.



**Quintura Kids** (<http://quinturakids.com>) – This site differs from others by offering a click-on tag word cloud. This will help your students easily refine their search. By hovering over a word, a pop-up menu will appear with new possible sites to search. It is also a kid safe search site.



# FIGMENT

[HTTP://FIGMENT.COM](http://figment.com)

A forum for students to share their writing, fiction or non-fiction, all genres. Published authors offer previews, blog interviews, & motivation. The site is moderated & has clear, concise guidelines that offer a good starting point to talk about how to critique, post/share work, protect copyright/cite. By sharing with peers students have an authentic audience for feedback & validation.



# activinspire

## Dual User

Did you know that your Promethean Boards have the ability to have two people at your board? This is called **Dual User**. Please do keep in mind that if you have a newer board, it comes with two pens & Dual User is available. If you have an original board, there is an update to preform & a student pen to buy.

To find Dual User mode, go to **Tools > Dual User**. There are two types of pens. The first one is the teacher pen, which is larger & controls the gray teacher toolbox. The student pen is smaller & uses the light brown toolbox.

Tips & tricks to using Dual User,

- Encourage students to work towards one goal,
- Swap roles half way through the activity,
- Students can work together or individually, at the ActivBoard making it either one or two workspaces,
- Two groups can now write their ideas on the ActivBoard at the same time,
  - Give students different roles to perform at the ActivBoard,
  - Two points of view can be displayed & discussed, simultaneously.





# apps 4 Teachers & STUDENTS

[HTTP://BIT.LY/W8CWfZ](http://bit.ly/w8CwFZ)

## Teacher Feature

MARCI HAIGHT

Mrs. Haight is one of the great teachers we have at the Plattsmouth Early Childhood Center. It is her sixth year at PECC & we are better for it. She has a keen interest working with Autistic children & utilizing technology at the PreK level. She is an active member in the Technology PLC helping in creating technology standards & essentials for PreK students.

She was instrumental in helping the PECC acquire 6 iPads. The iPads are mostly used for students with disabilities, although they do encourage the classroom teachers to check them out for class activities & lessons.

So how does Mrs. Haight use iPads in her language group & with other students? She has several of her students with autism use it with their discrete trial programming. They also use a lot of the *Receptive ABA* apps & then Mrs. Haight & others are able to collect & track data using those different apps. Some of the other apps she likes using frequently with her students include: *Build a Train*, *Sock Puppets*, *Monkey Preschool Lunchbox*, & *iWrite Letters/Words*. Another app that she is excited about using is *Proloquo2go*, which is a communication app for students on the Autism spectrum, & everyone is looking forward to using it as a communication device with one or two of their students this spring or next fall.

Ever looking for apps to use with your students? It can be daunting to look through the App Store to find good educational apps. Well, a user in **LiveBinders** has decided to help.

LiveBinders is an app that was covered last year in the January 2011 issue of TL4T. LiveBinders is a website that allows you to view links like pages in a book instead of URLs on a page. PDF & Word documents can also be combined with links in a binder. Links & documents can be organized into tabs & sub-tabs. They are easy to share from the website, on desktops, or embedded in a class blog, wiki, or website.

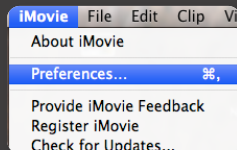
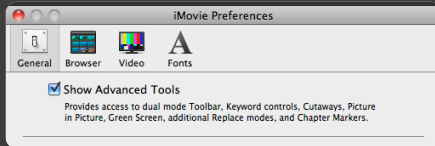
User Toby Price has created 39 educational binders, but his **Apps for Teachers & Students** is one of his best. There are 8 tabs with numerous apps to use. The tabs are categories are, Teachers Tools, References & How To's, Digital Storytelling, Language Arts, Math, Science, Social Studies, & Games.

This is a resource you are going to want to add to your collection. If you find an app you're interested in, please talk to your building's iPod Manager so that they can look into downloading the app to the iPods for you to use.



# iMovie • MORE TIPS YOU CAN USE

**Crop Video in iMovie** – Click **Cropping & Rotation** button under the viewer window. Drag the edges of the green box of the video to crop the section. This gets the focus on action in your footage & remove unwanted background.

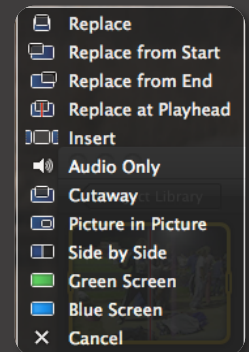


For iMovie's advanced tools go to **iMovie > Preferences**. In the **General** section click **Show Advanced Tools**. The toolbar will expand to include new icons.

Put a clip on top of another clip & this menu box will appear with several more tools now available.

For example,

- **Green Screen Effect** – Shoot a video with a single colored background (often green or blue), iMovie allows you to make that color transparent. You can replace the background with any other video clip, graphic or still image. It's easy to superimpose anything into any shot.
- **Cutaway** – Drag one clip on top of another & create a cutaway. The new clip is superimposed on top of the existing one. When you bring up the Inspector on the cutaway clip, a new opacity slider lets you adjust how transparent the clip appears.



## WEBSITE 2 CHECK OUT • Neave.com

**Neave Interactive** has lots of interactive activities for use in your classroom. Some of the better ones to use are – *Planetarium*, *Bouncy Balls*, *Webcam Toy*, & *Imagination*. In **Planetarium** you can specify locations & it will show you a map of the night sky at that location. With **Bouncy Balls** the louder the sound you make, the more the balls will bounce. **Webcam Toy** is similar to *Photo Booth*, but with many more effects to add.



# PRIORY WOODS

[HTTP://BIT.LY/ZLEYGJ](http://bit.ly/zLeYgJ)

**Priory Woods School & Arts College** is an all age community school serving students with special needs. They provide quality, inclusive education for students with severe learning difficulties & those with profound or multiple needs. Their resources are all free on their website & available to download to your computer. Many of their resources are simple little games or videos that are great for younger students or for students with special needs. They have games available for either touch screen or switch, & interactive talking story books that would be great on the Promethean boards.



## IPOD APPS

### FRACTIONS, APP, ELEMENTS

#### ELEMENTARY



**Fractions App** – Provides an ideal visual practice for students to master fraction concepts. Create a fraction from everyday objects like a pizza or chocolate bar. Difficulty level increases as the students master simpler fractions. Links to Khan Academy are included.

#### MIDDLE SCHOOL



**WordSearch** – This is a free app that has 10 different word searches, each one a different subject. The app helps students use the touch screen more accurately. There is also a full version available with many more levels & subjects of word searches.

#### HIGH SCHOOL



**Elements – Periodic Table Element Quiz** – A more basic app matching either the element's sign to its name or vice versa. Includes a complete listing of the elements with numerous bits of info & links to the element on Wikipedia & WolframAlpha.